

INFORMATION

for Team Leaders and Facilitators

This pack provides you as a Team Leader/Facilitator with a background to the project, what the project involves, and how the resources available in this pack can support you to facilitate your team in preparing their exhibition entry.



Published by HopefulFuturesAI 2025

Resources created by Prof. Pam Briggs, Claire Murphy-Morgan, Joella Lynch, Dr Lauren Scott, and Yve Smith.

Designed by Paulina Malowaniec

This publication is licensed under CC BY-NC 4.0 license.

This means that it is free to download, distribute, remix, adapt, and build upon in any medium or format, for noncommercial purposes only and requires that reusers give credit to the creator.



**Northumbria
University**
NEWCASTLE



**Engineering and
Physical Sciences
Research Council**



Background

HopefulFuturesAI is an initiative that aims to engage young people in envisioning AI's societal impact. Young people aged 11-16 from across the UK are invited to submit work to a hybrid (online and place-based) exhibition focused on AI design interventions of the future.

We welcome entries from schools, colleges, and youth organisations. We are committed to representing ideas, hopes and considerations from a diverse range of young people from across the UK within the final exhibition.


The focus of the exhibition will be to invite participants to work in teams of 2 or more to imagine how AI might shape the near future by focusing on one of three of the following themes:



ENVIRONMENTAL
FUTURES



HEALTHCARE
2050



FUTURE OF
LEARNING

HopefulFuturesAI is an opportunity for the team you lead/facilitate to showcase their work and to be able to develop the following curriculum wide/personal development skills (not exhaustive):



DIGITAL
LITERACY

Opportunities to consider how AI might work (e.g., language learning models) and what skills you might need to use or develop AI tools.




CRITICAL
THINKING

Prompting debate on the development of AI and its future applications (and its limitations) and how it might address societal problems (as per focus themes).



TEAM WORKING
AND
COLLABORATION

Making and submitting a team entry.



CREATIVITY


Utilising art, design, media tools or creative writing to convey their ideas

It's 2050...

The world has evolved in remarkable ways.
AI has been developed alongside humans to help tackle
major challenges.

Your team has been hired by the Global Future Tourism Board to promote what life in 2050 could look like to people living today in 2026.

Your task is to work as a team to create an exciting travel experience that showcases one possible hopeful future where AI has played a positive role.



MAKE US WANT TO VISIT YOUR VISION FOR TOMORROW!



1. Pick one focus theme:


Where might AI make the biggest positive difference?



ENVIRONMENTAL
FUTURES



HEALTHCARE
2050



FUTURE OF
LEARNING

2. Choose one of the following holiday destinations:



FUTURE ISLAND
GATEWAY



FUTURE CITY
BREAK

3. Choose your format:



SOCIAL MEDIA CAMPAIGN

3-5 posts for
Instagram/TikTok



TV/VIDEO ADVERT

60-90 seconds



TRAVEL BROCHURE

Digital 2-4 pages



FUTURE INTERVIEW

Podcast/video with
someone from 2050

4. Make sure that your submission:



Imagines and describes **specific examples** of helpful AI technology.



Builds on **current AI developments** and emerging possibilities.



Gives us an **optimistic, believable vision** of what could be.



Includes an **explanation** of the AI you've imagined, how it explores the focus theme you have chosen, and why you think this future could be achievable.
Word limit: 200 words

Timeline:


As team leader/facilitator you will have oversight of your team's work and can give your team the access code required for submission.

FROM MID-DECEMBER 2025




You will be able to register your school, college or youth organisation on the HopefulFuturesAI website: www.hopefulfutures.ai

You will then receive an acknowledgement email and registration number which you will need when you come to upload and submit your team's entry.




Facilitate a session with your team with the project brief to help them design their entry. **Check the resource pack for session plans and ideas on how to get started.**



27TH FEBRUARY 2026


Log in and upload your team's entry for submission. You will receive an email acknowledging receipt of entry.

Deadline for submission: Friday 27th February 2026 at 4pm.



FEBRUARY-MARCH 2026

Once your team has made your submission it will be considered for the exhibition by a panel of judges in **March 2026**, with all team leaders notified of decision by **mid-March 2026**.



MARCH 2026

The exhibition will run in **March** both online and at a physical venue (North East of England).

At submission stage you will need to enter:



- ☐ Your name and contact email as Team Leader/
Facilitator
- ☐ The name of your school, college or organisation
- ☐ Postcode for your school, college or organisation
- ☐ Name of team or first name young person taking
part for an individual young person's submission
- ☐ Age range or Key stage equivalent of your team
(from the multiple choice given)
- ☐ A max 200-word summary explaining the team's
entry (this can be written either by the team or by you)
- ☐ An upload of the entry

You or your team will receive:

★ A certificate from the HopefulFuturesAI team for taking part

If your team or young person's entry is selected for the exhibition:

★ An exhibition certificate from the judging panel if your team's work is selected for display.

The panel will also send your team a letter of commendation if they think their your work has achieved something extra – for example, it has been extra successful at explaining a new AI technology, or it has been really good at addressing your chosen focus theme.

Hopeful Futures AI resource pack

In this pack you will find the following resources to help you to facilitate sessions with your team:

- ✳ Warm-up/icebreaker ideas to get your team off to a flying start
- ✳ Sample session plans – including examples of ideas based on other themes
- ✳ Placemats/worksheets
- ✳ Flyer for students/young people promoting this opportunity
- ✳ Internal marking resources
- ✳ Template letters for parents/guardians
- ✳ Certificate of achievement (internal for schools/youth organisation achievements)

